

Athletic

PROFESSIONAL USE

SKU: 04478

PRIME LINE ABDUCTOR & ADDUCTOR USER MANUAL



It is with great pleasure that we offer you the opportunity, guidance and encouragement to practice aerobic and muscular exercises, getting like this, the physical preparation needed to feel good. We guarantee a reliable and modern product, produced with high technology for people who care about their well-being. This manual covers the main information, the basic structure and the main operation and preventive maintenance. It will help you familiarize yourself with all the equipment functions, for you enjoy it for a long time.



ATTENTION

Carefully read the safety and usage guidelines contained herein. Follow the guidelines for correct assembly of the product.

Caution: Do not push any objects into the openings of the product. Stay clear of moving parts.

Safety and security: it is the owner's responsibility to ensure that all users are properly informed about safety precautions, use, maintenance and care of the product.



Inappropriate use for children and animals.



MAX
180kg
396 lbs

CONTENTS

english

COMPONENTS AND TECHNICAL SPECIFICATIONS.....4

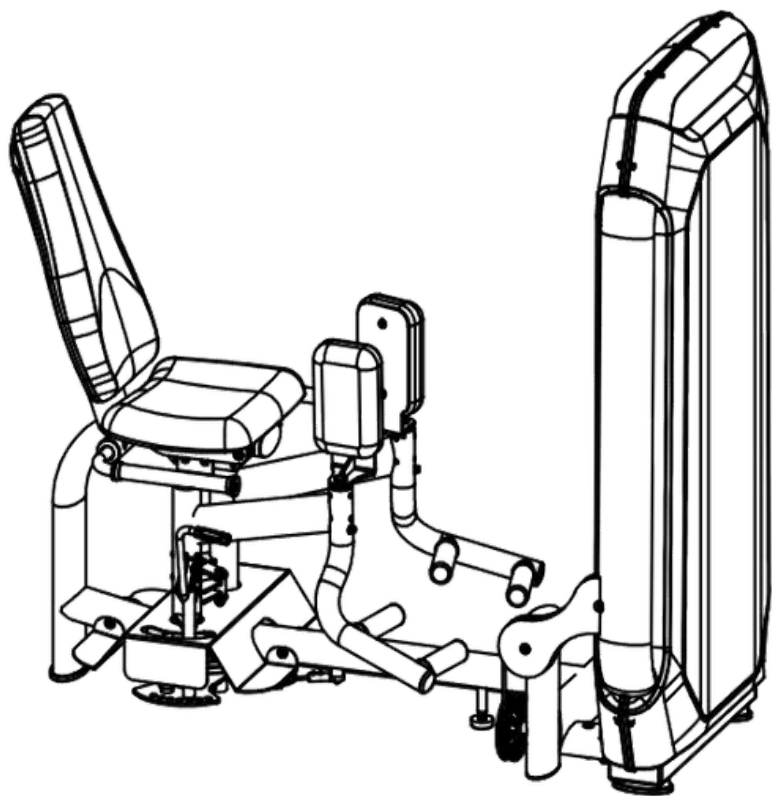
SPARE PART LIST.....5

ASSEMBLY.....8

PREVENTIVE MAINTENANCE.....16

























WARRANTY.....17





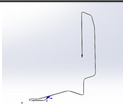



















COMPONENTS AND TECHNICAL SPECIFICATIONS


























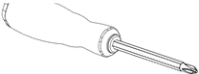







Product		Packaged	
Net weight (approximate)	215kg	Gross weight	255kg
Maximum width	970mm	(carton box) Height	860mm
Maximum length	1550mm	(carton box) Length	2020mm
Maximum height	1520mm	(carton box) Width	1320mm

SPARE PART LIST

					
No.1	04-MX6014-0000 Small door main frame welding set*1pc	No.2	99# pulley set*1pc	No.3	D6053-0100 Seat main frame assembly*1pc
					
No.4	6053-0206 Connecting left and right shaft sheet metal*1pc	No.5	04-X6053-0200 Boom assembly*1pc	No.6	4014-0013 Pull pin*1pc
					
No.7	50-0208-3 Counterweight hook return spring*1pc	No.8	Link chain flap*2pcs	No.9	6053-0400B Adjustment gear handle assembly*1pc
					
No.10	1012-10 Copper sleeve*2pcs	No.11	6053-0304 Protective sheet metal*1pc	No.12	D6053-0207 Right shaft*1pc
					
No.13	04-X6053-0500 Moving pulley welding set*1pc	No.14	04-X6053-0300 gear assembly*1pc	No.15	04-X6053-0400 Connecting movable pulley assembly*1pc
					
No.16	03-X6053-0001 Spacer sleeve*2pcs	No.17	03-X6053-0211 Small round baffle * 2pcs	No.18	4014-0900*1pc
					
		No.20	6053-0200B Boom assembly*1pc	No.21	6053-0202 Connecting sheet metal*2pcs
					

No.22	4014-0612 copper sleeve*4pcs	No.23	03-X6053-0211 small round baffle*2pcs	No.24	D6053-0208 Left shaft*1pc
					
No.25	4014-0900A*1pc	No.26	06-MX60-0615 duck tongue cover (new design) 2*1pc	No.27	Seat cushion A3*1pc
					
No.28	New large cushion assembly*1pc	No.29	Wire rope set*1pc	No.30	03-MX60-0110 Counterweight guide rod*2pcs
					
No.31	Weight plate assembly*1pc	No.32	41# new pin*1pc		
					
No.34	91# plastic part*2pcs	No.35	06-MX60-0611 weight rubber column*2pcs	No.36	Long counterweight headpc set*1pc
					
No.37	D6-005 Upper guard bar*1pc	No.38	D6-006 Lower guard bar*2pcs	No.39	D6-002 Single rope rear guard*1pc
					
No.40	06-MX60-0604 Lower decorative strip*1pc	No.41	06-MX60-0603 Decorative strip*1pc	No.42	D6-001 Single rope front guard*1pc
					
Blister Pack Screws List					
					

A	Φ10 gasket*23pcs	B	M10*40 hexagon socket head screw*1pc	C	M10X16L-N2 Hexagon socket head screw*17pcs
					
D	Round head screw M8X16*4pcs	E	Φ8 gasket*6pcs	F	M8X7t-S1 Lock nut*1pc
					
G	M5*25 hexagon socket head screw*2pcs	H	M5 gasket*2pcs	J	GT004*7pcs
					
K	M10*20 hexagon socket flat countersunk screw*1pc	L	M10X20L hexagon socket flat countersunk screw*3pcs	M	M8X30 Hexagon socket head screw*2pcs
					
N	M10X25L-N2 Hexagon socket head screw*1pc	O	M8X12 top screw*2pcs	P	M12X55 plug screw * 2pcs
					
Q	M10X9t-S1 lock nut*2pcs	R	M10X35 plug screw*1pc	S	M5 lock nut*2pcs
					
T	M10X12L-N1 Hexagon socket head screw*6pcs	U	M10X20L-N2 Hexagon socket head screw*4pcs	V	M4X20 cross recessed pan head self-drilling screw*1pc
					
W	M8X20 fastening screw*4pcs	X	M8X20L-N2 Hexagon socket head screw*2pcs	Y	M8X8 set screw*4pcs
					

					
Z	Φ4 gasket*14pcs	A1	M4×10 cross recessed pan head self tapping screw*30pcs	B1	Phillips screwdriver
					
C1	8mm hexagon wrench	D1	5mm hexagon wrench	E1	10mm hexagon wrench
					
F1	12mm hexagon wrench	G1	8-10	H1	17-19
					
J1	14-17				

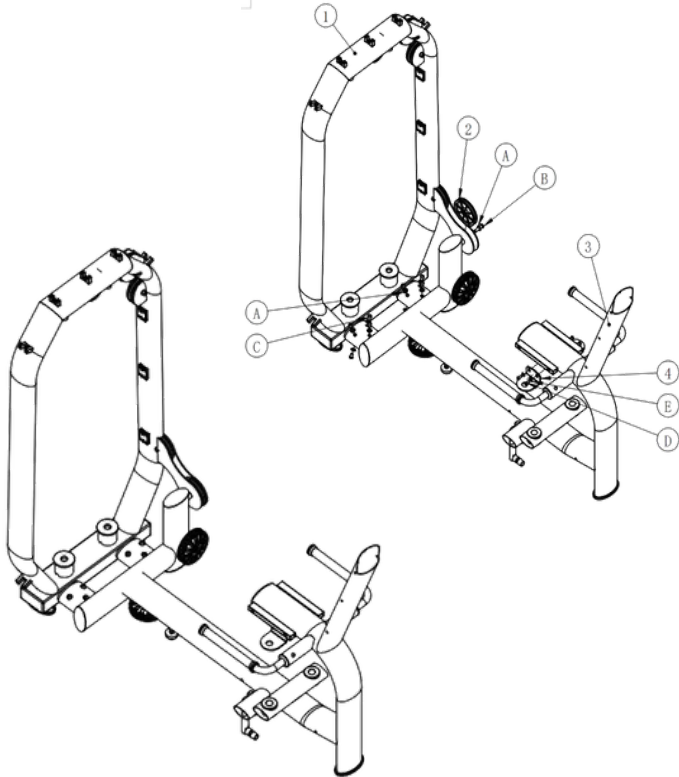
ASSEMBLY



NOTE: Place the packaging with the equipment on a level surface. It is recommended that you place a protective cover for your door. Exercise caution when you are loading and transporting equipment. Unpack and assemble the equipment where it will be used. If necessary, ask the help of someone else.

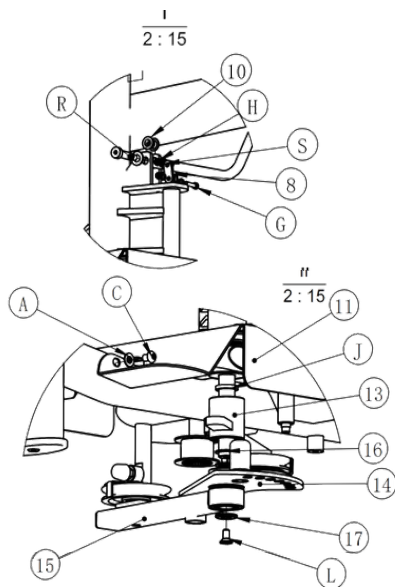
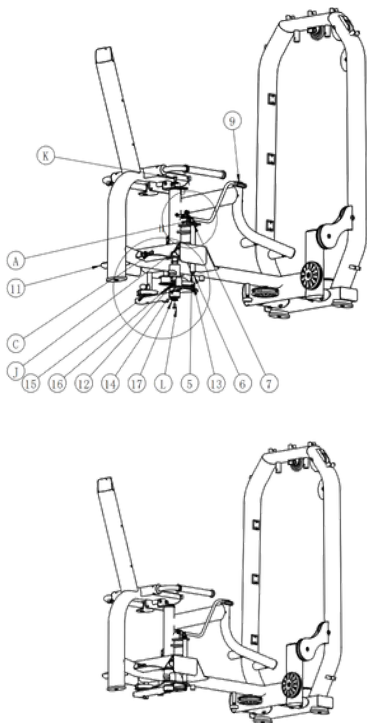
STEP 1

Item NO	Name	Qty
1	04-MX6014-0000 Small door main frame welding group	1
2	Pulley Block 99#	1
3	D6053-0100 Seat main frame assembly	1
4	6053-0206 Connecting left and right shaft sheet metal	1
A	IMP-GB95 M10 flat washer	13
B	M10*40 Hexagon socket head screw	1
C	M10X16L-N2 Hexagon socket head screw	12
D	Round head screw M8X16	4
E	Φ8 gasket	4



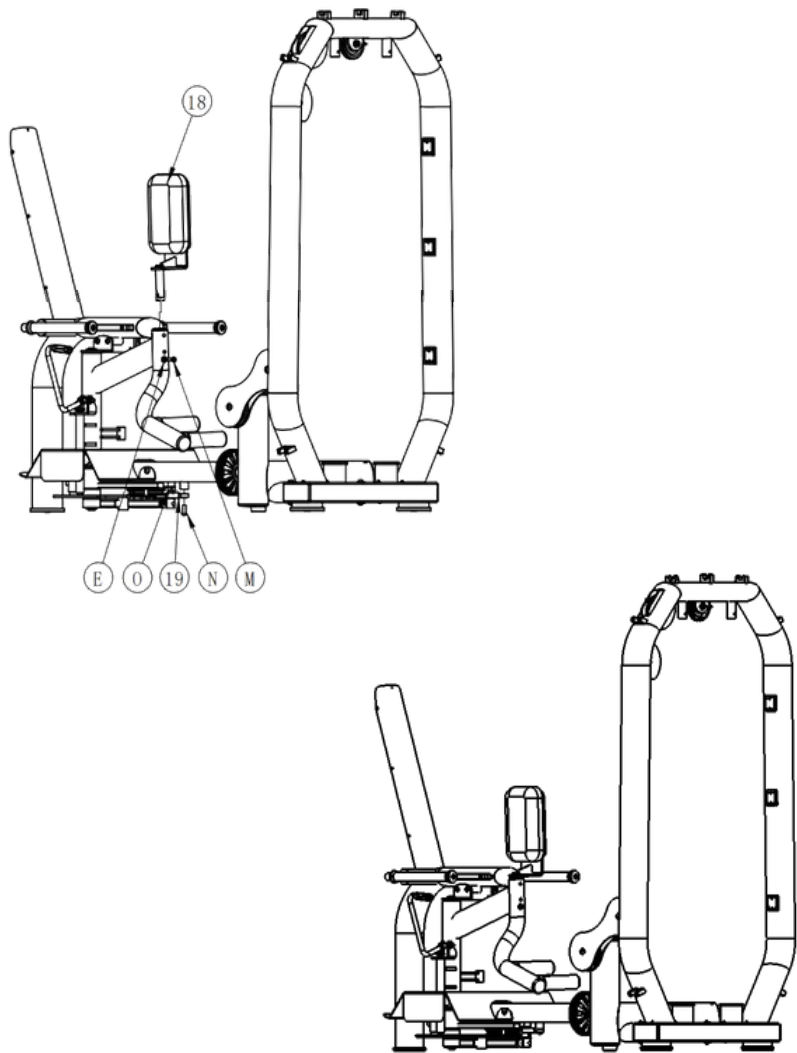
STEP 2

Item NO	Name	Qty
5	04-X6053-0200 Boom assembly	1
6	4014-0013 Pull pin	1
7	50-0208-3 counterweight hook return spring	1
8	Link Chain Flap	2
9	6053-0400B Shift adjustment handle assembly	1
10	1012-10 copper sleeve	2
11	6053-0304 Protective sheet metal	1
12	D6053-0207 Right shaft	1
13	04-X6053-0500 Moving pulley welding group	1
14	04-X6053-0300 gear assembly	1
15	04-X6053-0400 Connecting movable pulley assembly	1
16	03-X6053-0001 Spacer sleeve	2
17	03-X6053-0211 small round baffle	2
L	M10X20L Hexagon socket flat countersunk screw	1
A	Φ10 gasket	6
F	M8X7t-S1 Lock Nut	1
C	M10X16L-N2 Hexagon socket head screw	5
G	M5X25 Hexagon socket head screw	2
H	M5 Spacer	2
J	GT004	4
K	M10*20 Hexagon socket flat countersunk screw	1
R	M10X35 plug screw	1
S	M5 lock nut	2



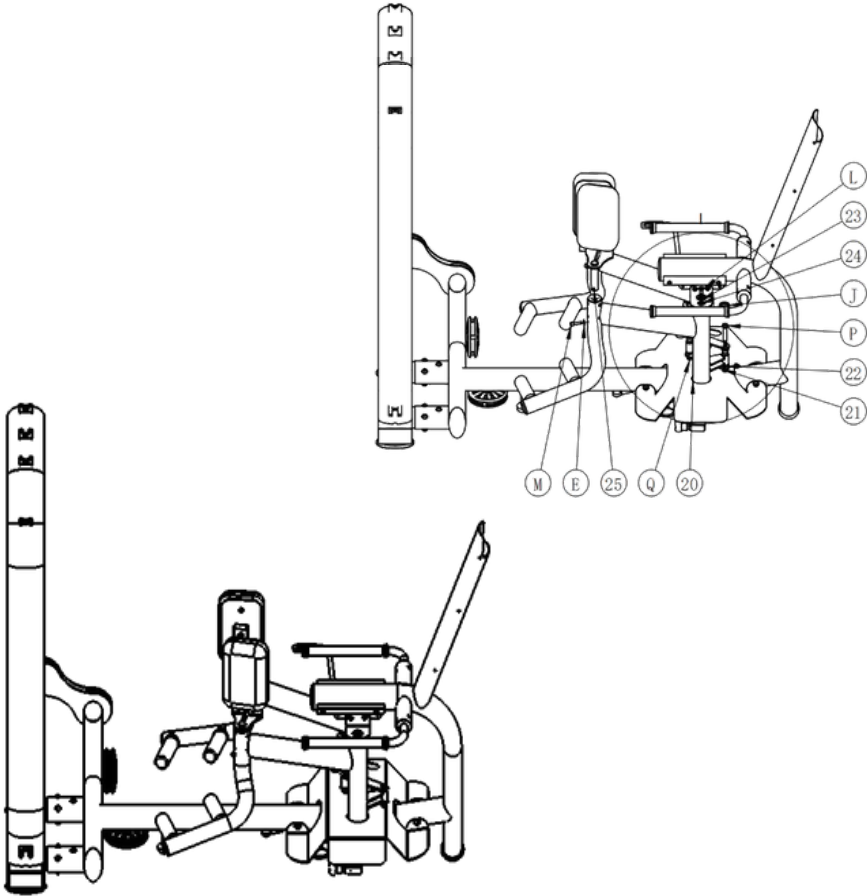
STEP 3

Item NO	Name	Qty
18	4014-0900	1
M	M8X30 Hexagon socket head screw	1
O	M8X12 top screw	2
E	Φ8 gasket	1



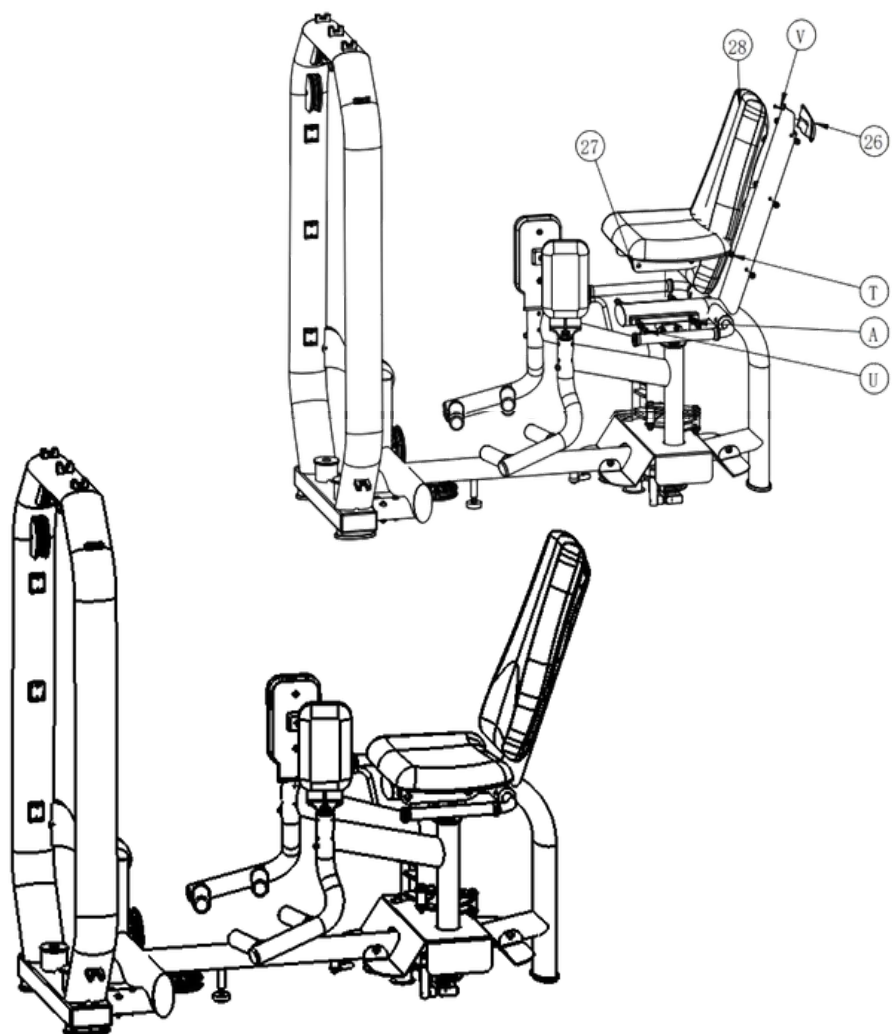
STEP 4

Item NO	Name	Qty
20	6053-0200B Boom assembly	1
21	6053-0202 Connecting sheet metal	2
22	4014-0612 copper sleeve	4
23	03-X6053-0211 small round baffle	2
24	D6053-0208 Left shaft	1
25	4014-0900A	1
J	GT004	3
E	Φ8 gasket	1
M	M8X30 Hexagon socket head screw	1
P	M12X55 plug screw	2
Q	M10X9t-SI Lock Nut	2
L	M10*20 hexagon socket flat countersunk screw	2



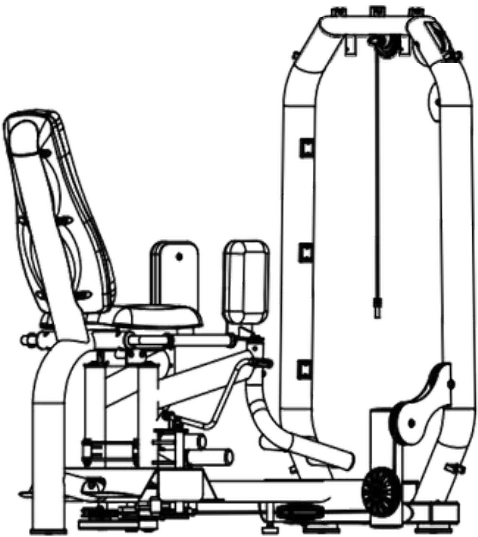
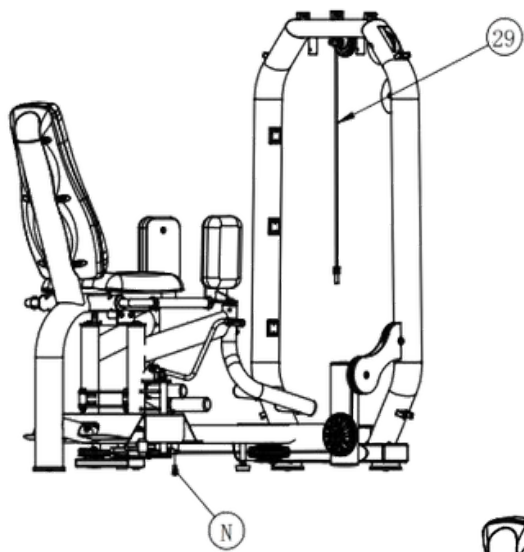
STEP 5

Item NO	Name	Qty
26	06-MX60-0615 duck tongue cover (new design)	1
27	Cushion A3	1
28	Latest large cushion components	1
V	M4X20 cross recessed pan head self tapping self drilling screws	1
T	M10X12L-N1 Hexagon socket head screw	6
A	Φ10 gasket	4
U	M10X20L-N2 Hexagon socket head screw	4



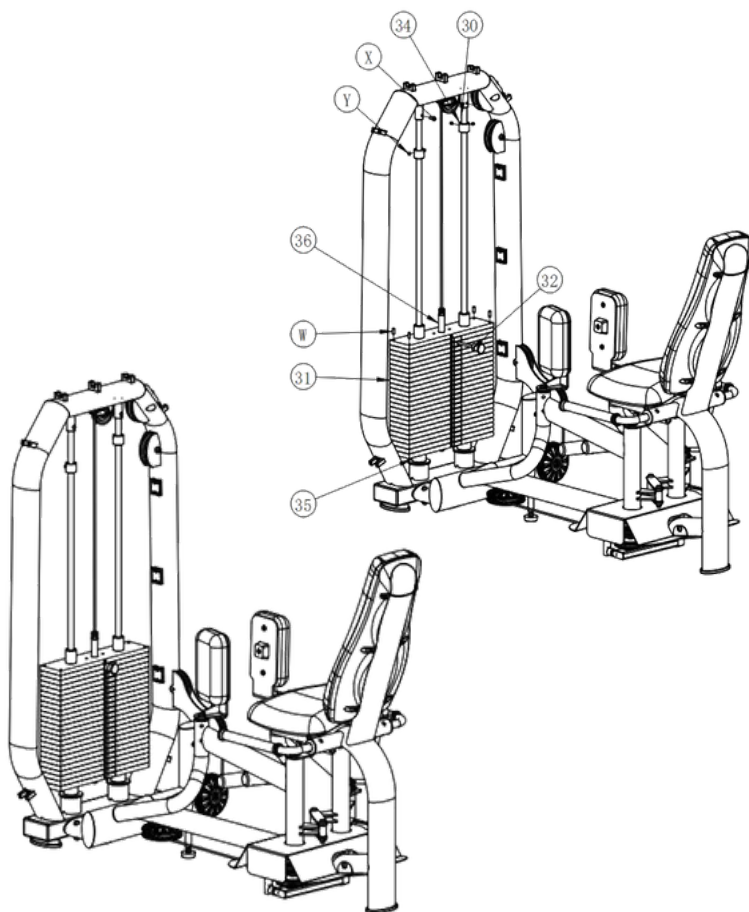
STEP 6

Item NO	Name	Qty
29	Wire Rope	1
N	M10X25L-N2 Hexagon socket head screw	1



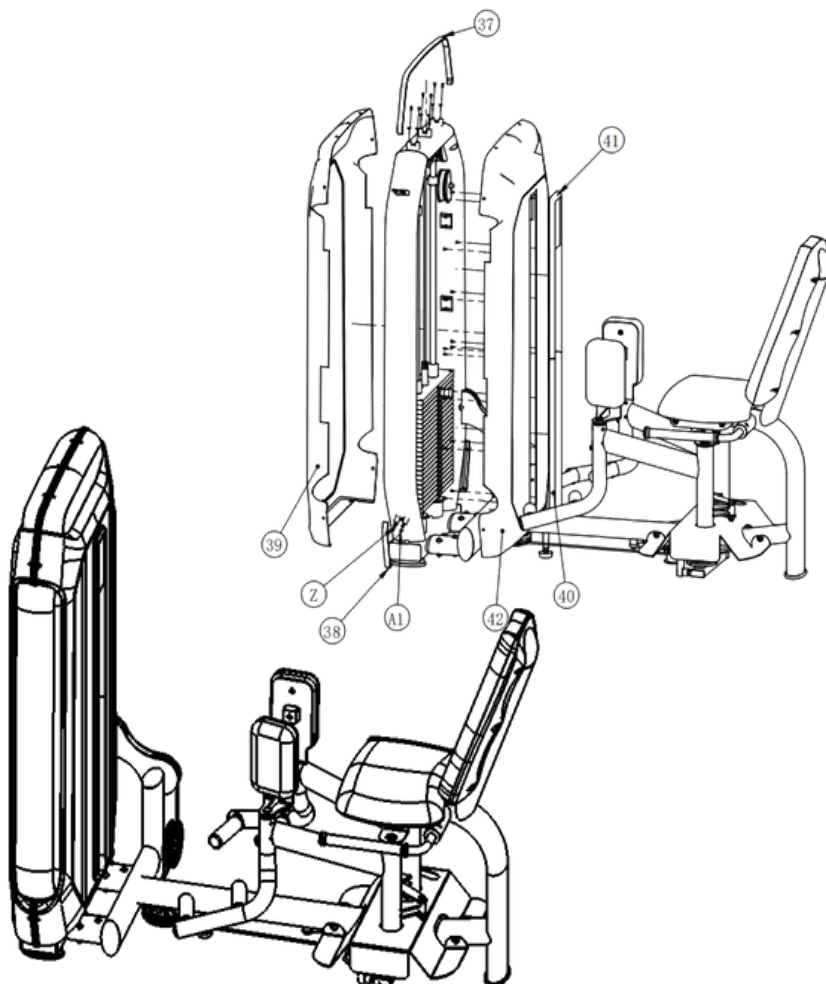
STEP 7

Item NO	Name	Qty
30	03-MX60-0110 Counterweight guide rod	2
31	Weight Plate Set 23 Pieces	1
32	New pin 41#	1
34	Plastic part 91#	2
35	06-MX60-0611 Weighted rubber column	2
36	60-1002 Long counterweight head	1
W	M8X20 top screw	4
X	M8X20L-N2 Hexagon socket head screw	2
Y	M8X8 top screw	4



STEP 8

37	D6-005 Upper guard	1
38	D6-006 Lower guard	2
39	D6-002 Single rope rear guard	1
40	06-MX60-0604 Lower decorative strip	1
41	06-MX60-0603 decorative strip	1
42	D6-001 Single rope front guard	1
Z	Φ4 gasket	14
A1	M4×10 cross recessed pan head self tapping screw	30



PREVENTIVE MAINTENANCE

Before you use your equipment make sure it is in good condition. Check the general condition of the equipment, as described in "Safety Information". If the equipment is not in perfect condition, contact an Authorized Technical Assistant.

CLEANING:

- Never use abrasive or solvents for cleaning.
 - Do not leave the equipment exposed to natural agents such as sunlight, rain, dew, dust, salt spray etc.
 - Do not put the equipment in dusty environments, wet, saunas or anywhere unventilated.
- Always use original spare parts. Improper maintenance can cause damage to the product and loss of warranty.
- If you prefer, this cleaning can be done by a Technical Assistant (see values).

WARRANTY

General Warranty Conditions

A. The warranty service will only be provided on presentation of the original invoice or receipt and within the limits set out in this term. The warranty will be provided by the Authorized Technical Assistance Network, which covers the main cities in the country. To activate the warranty, the customer must contact the authorized Athletic distributor in their country directly. **B.** The conditions set out in this contract are guaranteed to the first purchaser and user of this product, in accordance with legal and contractual provisions. The customer should consult the Athletic distributor in the country of purchase for detailed information on warranty coverage and service. **C.** The warranty will be valid from the date of issue of the invoice or sales receipt, as directed by the Athletic distributor in your country. **D.** Parts repaired or exchanged under this warranty do not interrupt or extend the warranty period originally stipulated. The warranty period will continue to run from the date of issue of the invoice or sales receipt. **E.** To benefit from this warranty, the equipment must have been installed by an authorized technical assistant, except for products for residential use only, which can be installed by the user themselves, according to the manufacturer's instructions. **F.** The warranty does not cover installation services or preventive maintenance, such as cleaning, lubricating and adjusting the product. These services are the responsibility of the user and must be carried out in accordance with the manufacturer's recommendations. **G.** No reseller is authorized to receive a product from the customer in order to send it to the Authorized Service Department, nor to remove the product from the service department for return to the customer. Furthermore, dealers may not provide information on the progress of the service on behalf of the Manufacturer/Distributor. The Manufacturer/Distributor shall not be liable for any damage or delay that occurs due to this breach of the established rules. **H.** The Manufacturer/Distributor undertakes to keep spare parts available for product maintenance as long as it continues to manufacture or import the equipment. In the event that production or importation of the equipment is discontinued, the Manufacturer/Distributor undertakes to maintain the supply of spare parts for 5 years, to ensure the continued maintenance of the product.

Extinction of Warranty:

This warranty shall be deemed void when: **A.** Its normal validity period has expired. **B.** The equipment has been delivered for repair by persons not authorized by the Manufacturer/Distributor, or if there are signs of violation of its original characteristics, or when there is improper assembly, outside the factory standards. **C.** Damage resulting from misuse, use of unsuitable cleaning products, oxidation from external agents (such as humidity or prolonged exposure to the open air), negligence, unauthorized modifications, use of non- recommended accessories, falls, punctures, use and installation not in accordance with the instruction manual, electrical wiring with unsuitable voltages, lack of grounding in networks of unsuitable size and/or excessive fluctuations and overloads. **D.** For the residential line, any type of maintenance carried out by the user or by unauthorized third parties, other than those from the authorized technical assistance network, is prohibited. **E.** The product has been used in gyms, condominiums, clinics, clubs, saunas, submerged in water, or in any way other than the intended use of the product, or in conditions that go beyond the intended use of the equipment, as specified in the product manual. **Observations:** **A.** Cables, carabiners, pedals and other components that come with the product must be replaced annually to ensure the safety and proper functioning of the equipment. **B.** The Manufacturer/Distributor shall not be held liable for any accidents and their consequences if the equipment is not in conformity with its original characteristics or if it is assembled outside the factory standard. **C.** Liability for incorrect use of the equipment, and the costs of unfounded calls (when the service department is called improperly or without justified cause), will be the responsibility of the customer, and the corresponding costs will be charged. **Note:** The Manufacturer/Distributor reserves the right to make changes to the product or warranty conditions without prior notice in order to improve product quality or meet new legal and market requirements.

Athletic