

Athletic

PROFESSIONAL USE

SKU: 04742

PRIME LINE SHOULDER PRESS

USER MANUAL



It is with great pleasure that we offer you the opportunity, guidance and encouragement to practice aerobic and muscular exercises, getting like this, the physical preparation needed to feel good. We guarantee a reliable and modern product, produced with high technology for people who care about their well-being. This manual covers the main information, the basic structure and the main operation and preventive maintenance. It will help you familiarize yourself with all the equipment functions, for you enjoy it for a long time.



ATTENTION

Carefully read the safety and usage guidelines contained herein. Follow the guidelines for correct assembly of the product.
Caution: Do not push any objects into the openings of the product. Stay clear of moving parts.
Safety and security: it is the owner's responsibility to ensure that all users are properly informed about safety precautions, use, maintenance and care of the product.



Inappropriate use for children and animals.



MAX
180kg
396 lbs

CONTENTS

english

COMPONENTS AND TECHNICAL SPECIFICATIONS.....4

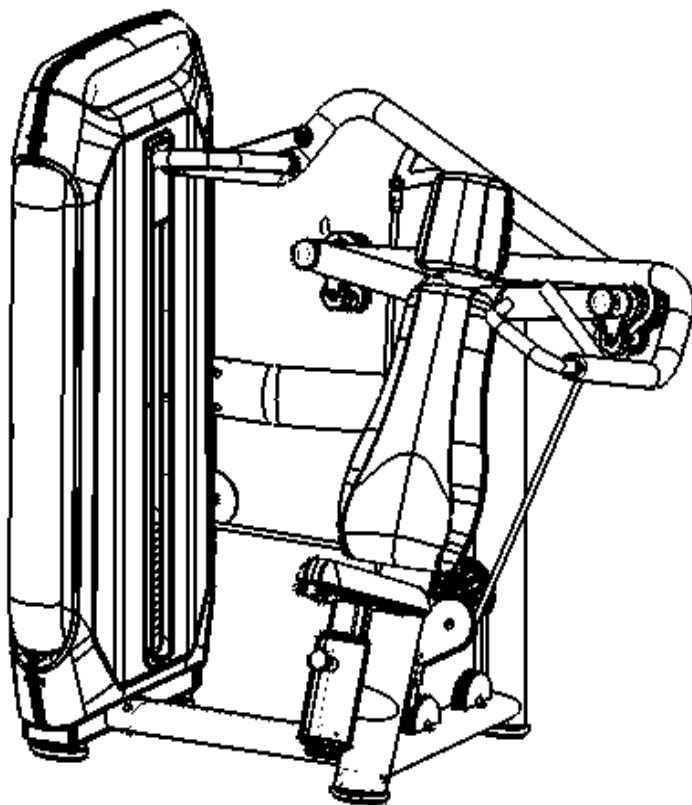
SPARE PART LIST.....5

ASSEMBLY.....8

PREVENTIVE MAINTENANCE.....15












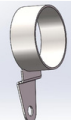





WARRANTY.....16






COMPONENTS AND TECHNICAL SPECIFICATIONS



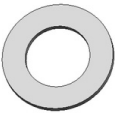










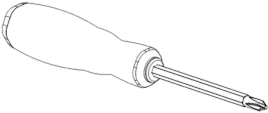


Product		Packaged	
Net weight (approximate)	188kg	Gross weight	228kg
Maximum width	1450mm	Width (carton box)	1140mm
Maximum length	900mm	Height (carton box)	980mm
Maximum height	1520mm	Lenght (carton box)	1600mm

SPARE PART LIST

					
No.1	D6012-0200 Bracket welding set*1pc	No.2	01-X6012-0180 Connecting support*1pc	No.3	New small cushion assembly*1pc
					
No.4	New large cushion assembly*1pc	No.5	01-X6012-0123 Bottom connecting pipe*1pc	No.6	00-MX6012-0000 Small door main frame welding drawing*1pc
					
No.7	D6012-0100 Boom A welding set*1pc	No.8	D6012-0101 Boom B welding set*1pc	No.9	05-X60-5001 Aluminum pipe plug 60*4pcs
					
No.10	6012-0100-5 Spring fixing assembly*1pc	No.11	6012-0115x2 thick torsion spring*2pcs	No.12	6005-0700-1 Spring fixing assembly 1*4pcs
					
No.13	36# spring fixing box*4pcs	No.14	043 spring pad*4pcs	No.15	6012-0113 right shaft*1pc
					
No.16	O-type rubber ring 45X5*4pcs	No.17	6012-0107 Left shaft*1pc	No.18	GT004*3pcs

					
No.19	5013-0211 small round baffle*4pcs	No.20	91# guide rod limit sleeve*2pcs	No.21	03-MX60-0110 Counterweight guide rod*2pcs
					
No.22	Weight stack*13pcs	No.23	41# aluminum latch*1pc	No.24	60-1002 Long counterweight head*1pc
					
No.25	D6-001 Single rope front guard*1pc	No.26	D6-002 Single rope rear guard*1pc	No.27	D6-005 Upper guard bar*1pc
					
No.28	D6-006 Lower guard bar*2pcs	No.29	07-X60-0703 Triangular cushion*1pc	No.30	D6005-0400 Seat welding set*1pc

					
A	M10X12L-N1 Hexagon socket head screw*8pcs	B	M10X16L-N2 Hexagon socket head screw*16pcs	C	10 gaskets*20pcs
					
D	M10X9t-S1 locking nut*5pcs	E	M10X20L-N1 Hexagon socket head screw*4pcs	F	8X25 flat key*2pcs
					
G	M8X25L-N2 Hexagon socket head screw*2	H	M4X10 self-tapping screw*14pcs	I	Φ4 gasket*14pcs
					
J	M8*25*4pcs	K	M8 flat washer*4pcs	L	8mm hexagon wrench*1pc
					
M	5mm hexagon wrench*1pc	N	Phillips screwdriver*1pc		

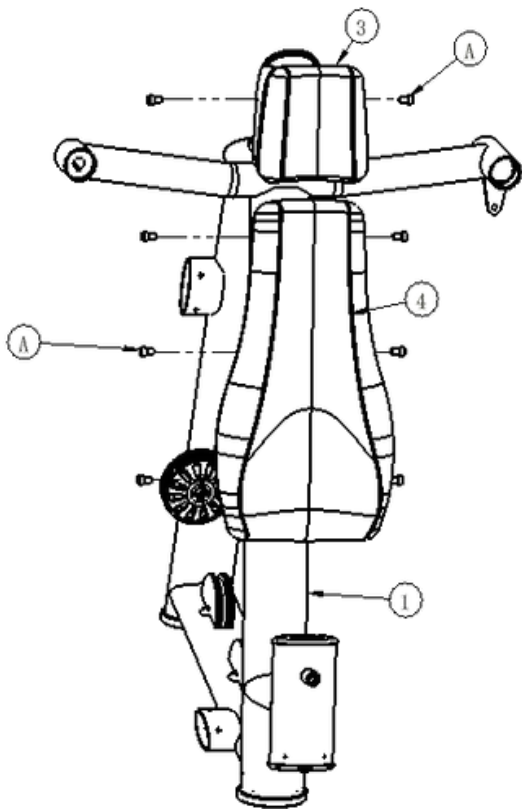
ASSEMBLY



NOTE: Place the packaging with the equipment on a level surface. It is recommended that you place a protective cover for your door. Exercise caution when you are loading and transporting equipment. Unpack and assemble the equipment where it will be used. If necessary, ask the help of someone else.

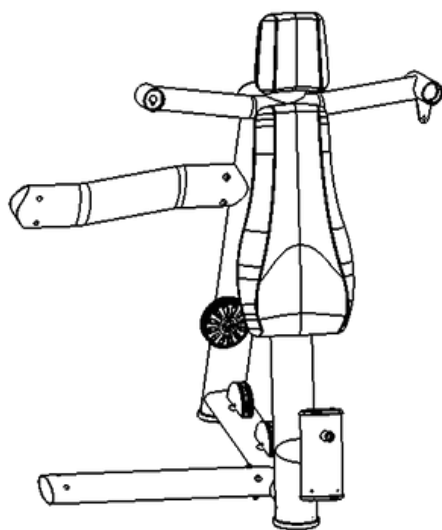
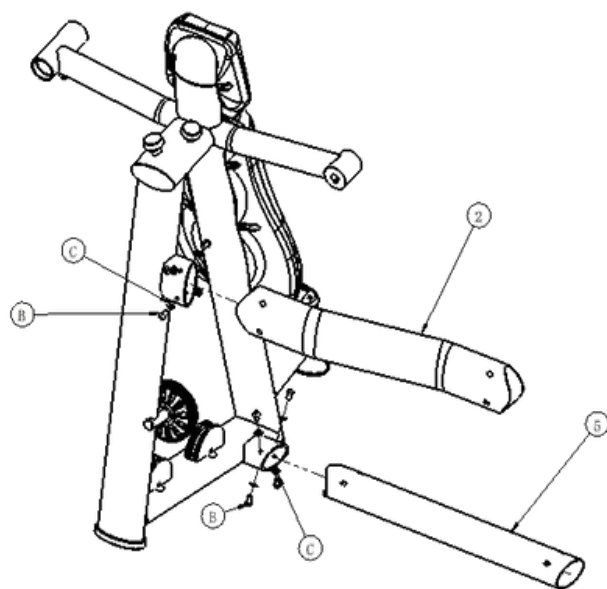
STEP 1

Item NO	Name	Qty
1	D6012-0200 Bracket welding group	1
A	M10X12L-N1 Hexagon socket head screw	8
3	Latest small cushion components	1
4	Latest large cushion components	1



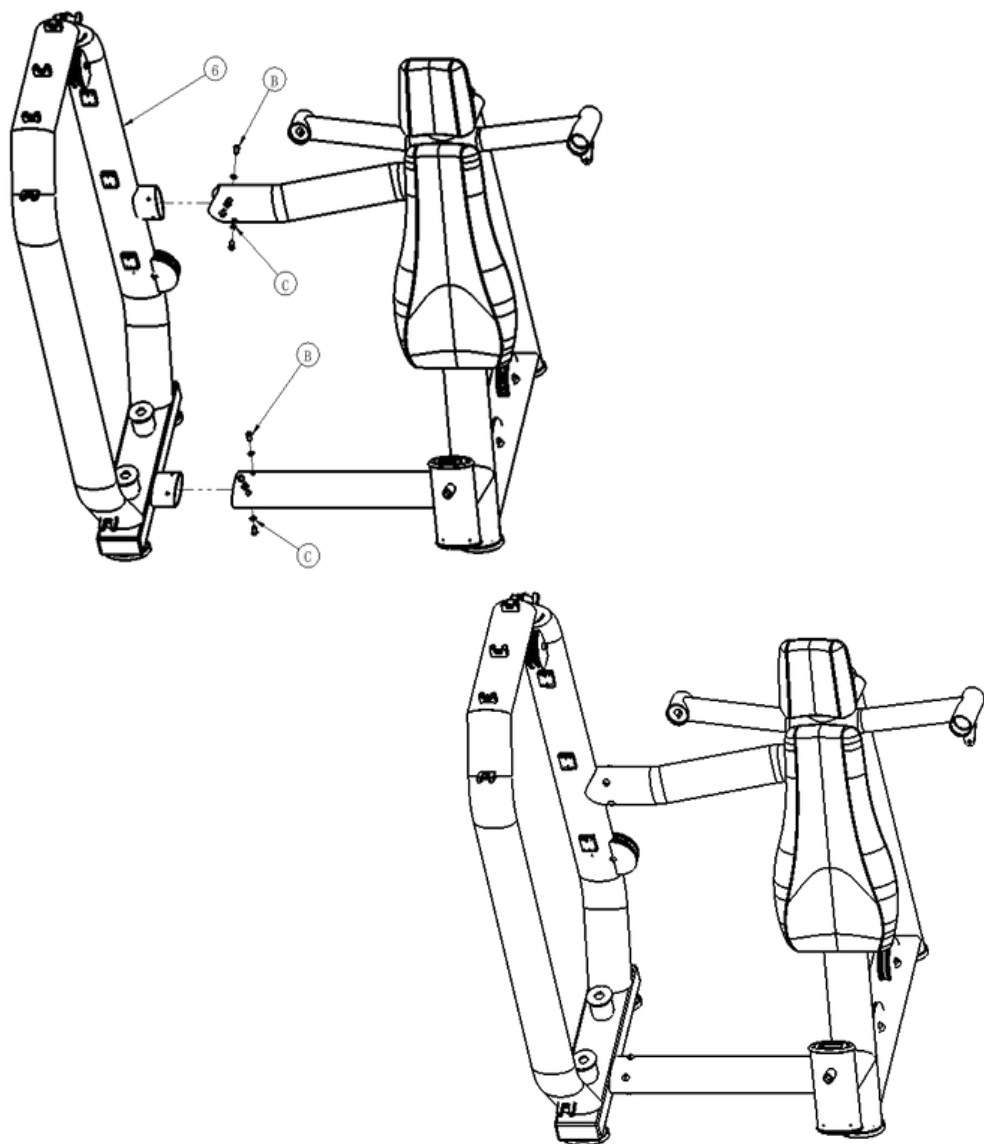
STEP 2

Item NO	Name	Qty
2	01-X6012-0180 Connecting support	1
5	01-X6012-0123 Bottom connecting pipe	1
B	M10X16L-N2 Hexagon socket head screw	8
C	10 Gasket	8



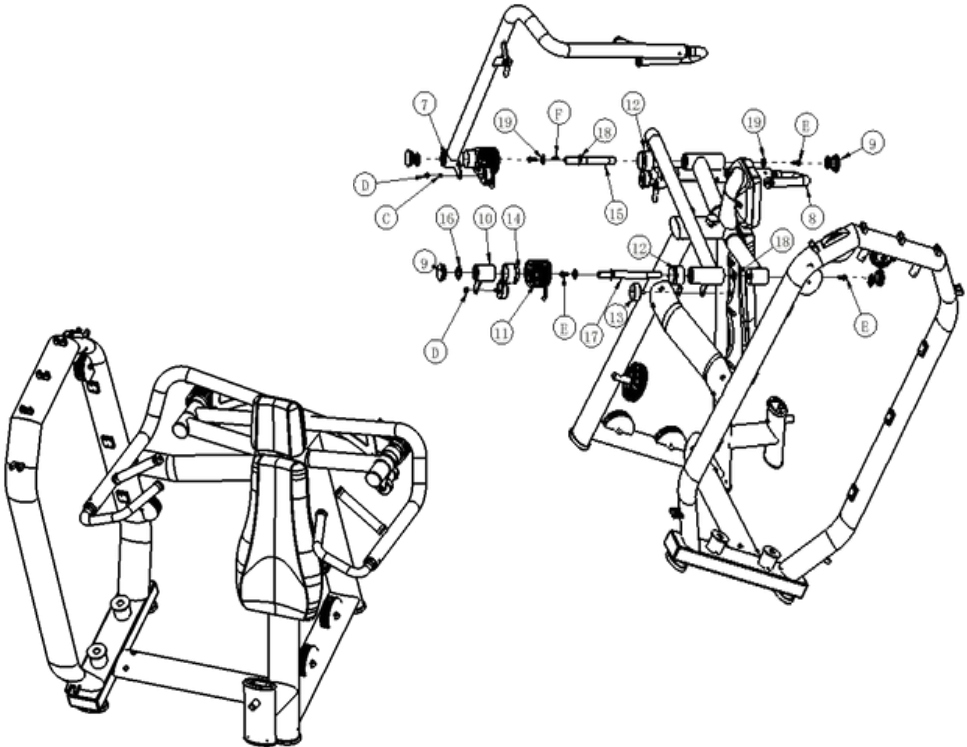
STEP 3

Item NO	Name	Qty
C	10 Gasket	8
6	00-MX6012-0000 Small door main frame welding diagram	1
B	M10X16L-N2 Hexagon socket head screw	8



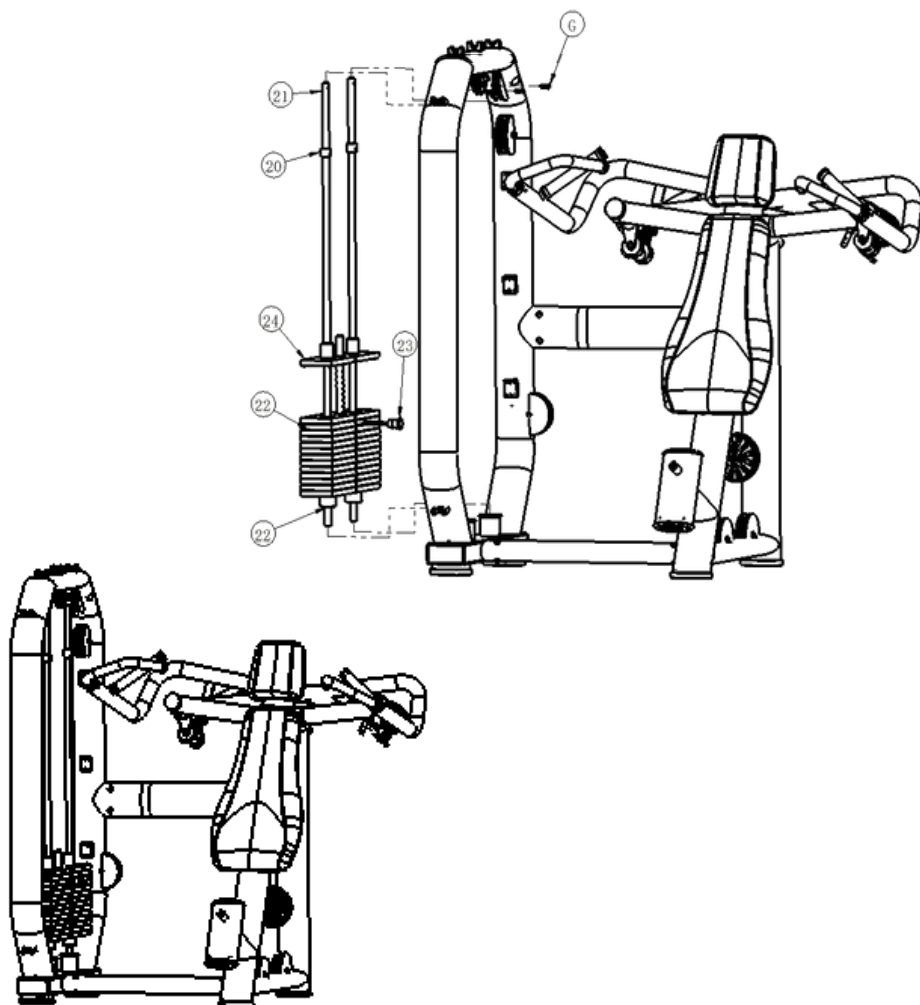
STEP 4

Item NO	Name	Qty
7	D6012-0100 Boom A welding group	1
8	D6012-0101 Boom B welding group	1
9	05-X60-5001 Aluminum pipe plug 60	4
10	6012-0100-5 Spring fixing assembly	1
11	6012-0115x2 thick torsion spring	2
12	6005-0700-1 Spring fixing assembly 1	4
13	36# Spring Fixing Box	4
14	043 Spring pad	4
D	M10X9t-S1 Lock Nut	5
C	10 Gasket	4
15	6012-0113 right shaft	1
16	O-type rubber ring 45X5	4
17	6012-0107 Left shaft	1
18	GT004	3
19	5013-0211 small round baffle	4
E	M10X20L-N1 Hexagon socket head screw	4
F	8X25 flat key	2



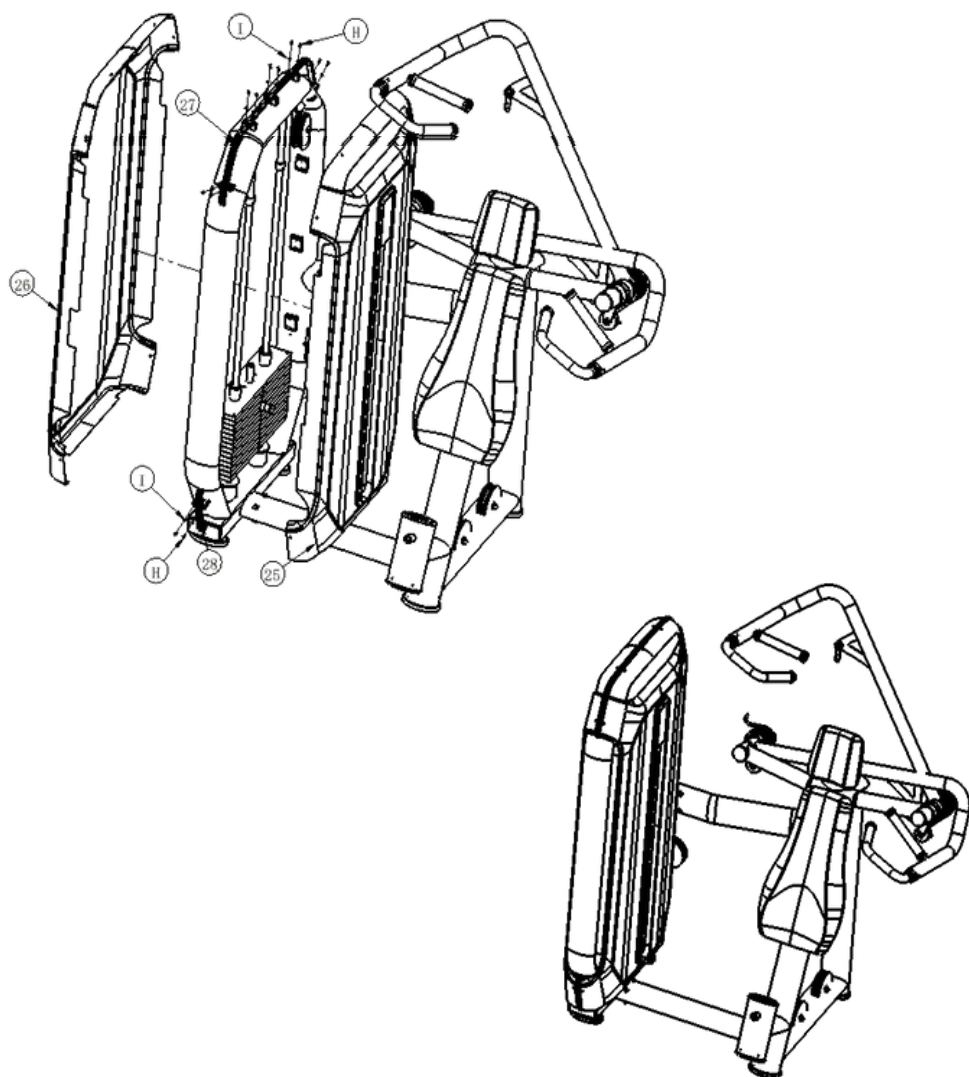
STEP 5

Item NO	Name	Qty
G	M8X25L-N2 Hexagon socket head screw	2
20	91# guide rod limit sleeve	2
21	03-MX60-0110 Counterweight guide rod	2
22	Weight Stack	13
23	41# aluminum latch	1
24	60-1002 Long counterweight head	1



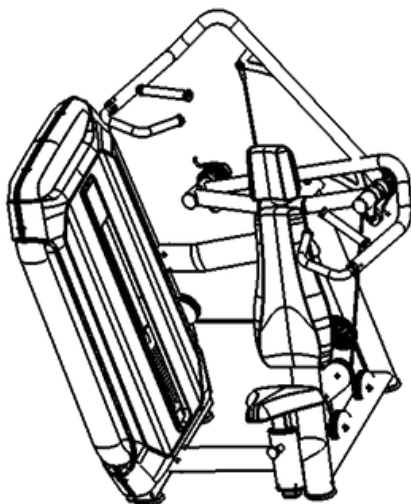
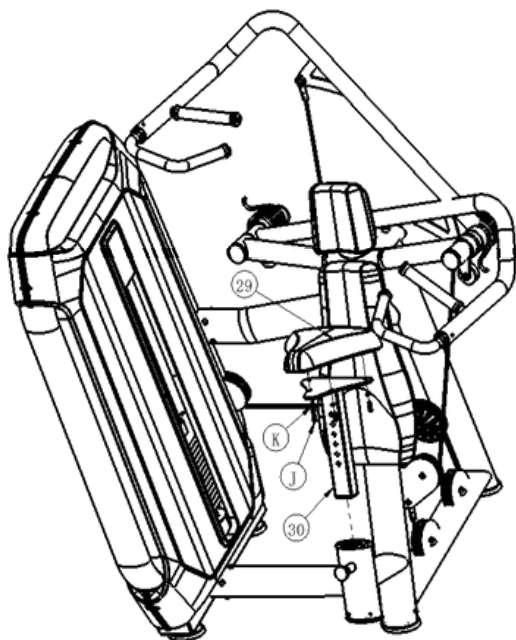
STEP 6

Item NO	Name	Qty
25	D6-001 Single rope front guard	1
26	D6-002 Single rope rear guard	1
H	M4X10 self-tapping	14
I	Φ4 gasket	14
27	D6-005 Upper guard	1
28	D6-006 Lower guard	2



STEP 7

Item NO	Name	Qty
J	M8*25	4
K	M8 flat washer	4
29	07-X60-0703 Triangle Cushion	1
30	D6005-0400 Seat welding assembly	1



PREVENTIVE MAINTENANCE

Before you use your equipment make sure it is in good condition. Check the general condition of the equipment, as described in "Safety Information". If the equipment is not in perfect condition, contact an Authorized Technical Assistant.

CLEANING:

- Never use abrasive or solvents for cleaning.
 - Do not leave the equipment exposed to natural agents such as sunlight, rain, dew, dust, salt spray etc.
 - Do not put the equipment in dusty environments, wet, saunas or anywhere unventilated.
- Always use original spare parts. Improper maintenance can cause damage to the product and loss of warranty.
- If you prefer, this cleaning can be done by a Technical Assistant (see values).

WARRANTY

General Warranty Conditions

A. The warranty service will only be provided on presentation of the original invoice or receipt and within the limits set out in this term. The warranty will be provided by the Authorized Technical Assistance Network, which covers the main cities in the country. To activate the warranty, the customer must contact the authorized Athletic distributor in their country directly. **B.** The conditions set out in this contract are guaranteed to the first purchaser and user of this product, in accordance with legal and contractual provisions. The customer should consult the Athletic distributor in the country of purchase for detailed information on warranty coverage and service. **C.** The warranty will be valid from the date of issue of the invoice or sales receipt, as directed by the Athletic distributor in your country. **D.** Parts repaired or exchanged under this warranty do not interrupt or extend the warranty period originally stipulated. The warranty period will continue to run from the date of issue of the invoice or sales receipt. **E.** To benefit from this warranty, the equipment must have been installed by an authorized technical assistant, except for products for residential use only, which can be installed by the user themselves, according to the manufacturer's instructions. **F.** The warranty does not cover installation services or preventive maintenance, such as cleaning, lubricating and adjusting the product. These services are the responsibility of the user and must be carried out in accordance with the manufacturer's recommendations. **G.** No reseller is authorized to receive a product from the customer in order to send it to the Authorized Service Department, nor to remove the product from the service department for return to the customer. Furthermore, dealers may not provide information on the progress of the service on behalf of the Manufacturer/Distributor. The Manufacturer/Distributor shall not be liable for any damage or delay that occurs due to this breach of the established rules. **H.** The Manufacturer/Distributor undertakes to keep spare parts available for product maintenance as long as it continues to manufacture or import the equipment. In the event that production or importation of the equipment is discontinued, the Manufacturer/Distributor undertakes to maintain the supply of spare parts for 5 years, to ensure the continued maintenance of the product.

Extinction of Warranty:

This warranty shall be deemed void when: **A.** Its normal validity period has expired. **B.** The equipment has been delivered for repair by persons not authorized by the Manufacturer/Distributor, or if there are signs of violation of its original characteristics, or when there is improper assembly, outside the factory standards. **C.** Damage resulting from misuse, use of unsuitable cleaning products, oxidation from external agents (such as humidity or prolonged exposure to the open air), negligence, unauthorized modifications, use of non- recommended accessories, falls, punctures, use and installation not in accordance with the instruction manual, electrical wiring with unsuitable voltages, lack of grounding in networks of unsuitable size and/or excessive fluctuations and overloads. **D.** For the residential line, any type of maintenance carried out by the user or by unauthorized third parties, other than those from the authorized technical assistance network, is prohibited. **E.** The product has been used in gyms, condominiums, clinics, clubs, saunas, submerged in water, or in any way other than the intended use of the product, or in conditions that go beyond the intended use of the equipment, as specified in the product manual. **Observations:** **A.** Cables, carabiners, pedals and other components that come with the product must be replaced annually to ensure the safety and proper functioning of the equipment. **B.** The Manufacturer/Distributor shall not be held liable for any accidents and their consequences if the equipment is not in conformity with its original characteristics or if it is assembled outside the factory standard. **C.** Liability for incorrect use of the equipment, and the costs of unfounded calls (when the service department is called improperly or without justified cause), will be the responsibility of the customer, and the corresponding costs will be charged. **Note:** The Manufacturer/Distributor reserves the right to make changes to the product or warranty conditions without prior notice in order to improve product quality or meet new legal and market requirements.

Athletic